

BALTYRE



Cordiant PROFESSIONAL 1.5

RELIABLE TECHNOLOGY FOR EFFICIENT LOGISTICS



DL-1
PROFESSIONAL



DL-2
PROFESSIONAL



FL-1
PROFESSIONAL



FL-2
PROFESSIONAL



TL-1
PROFESSIONAL



DR-1
PROFESSIONAL



FR-1
PROFESSIONAL



TR-1
AST



TR-1
PROFESSIONAL



TR-2
PROFESSIONAL



DR-1
AST



VC-1
PROFESSIONAL



VR-1
AST



VR-1
PROFESSIONAL



DM-1
PROFESSIONAL

POR



DO-1
PROFESSIONAL

POR






TM-1
PROFESSIONAL



VM-1
AST



VM-1
PROFESSIONAL

Dezén	Rozmer	LI/kg	SI	EUROLABELING			PR	Značenie
								
DL-1 Professional	295/60R22,5	150/147	K	D	C	71	18	M+S
DL-1 Professional	315/60R22,5	152/148	K	D	C	71	20	M+S
DL-2 Professional	315/70R22,5	154/150, 152/148	L	D	C	73	18	M+S
FL-1 Professional	295/60R22,5	150/147	L	C	C	69	18	M+S
FL-1 Professional	315/60R22,5	152/148	L	C	B	69	20	M+S
FL-2 Professional	385/55R22,5	160 (158)	K	C	B	70	20	M+S
FL-2 Professional	315/70R22,5	154/150, 152/148	L	C	B	70	20	M+S
TL-1 Professional	385/65R22,5	160	K	B	C	69	20	M+S
DR-1 Ast	295/80R22,5	152/148	M	E	B	76	16	M+S
DR-1 Ast	315/80R22,5	154/150	M	E	B	76	20	M+S
DR-1 Professional	205/75R17,5	124/122	M	E	B	74	12	M+S
DR-1 Professional	215/75R17,5	126/124	M	E	B	74	12	M+S
DR-1 Professional	225/75R17,5	129/127	M	E	B	74	12	M+S
DR-1 Professional	235/75R17,5	132/130	M	E	B	74	12	M+S
DR-1 Professional	245/70R19,5	136/134	M	E	B	74	16	M+S
DR-1 Professional	315/70R22,5	152/148	L/M	E	B	74	18	M+S
DR-1 Professional	295/75R22,5	149/146	L	E	B	74	16	M+S
DR-1 Professional	295/80R22,5	152/148	M	E	B	74	16	M+S
DR-1 Professional	295/80R22,5	153/148	M	E	B	74	16	M+S
DR-1 Professional	315/80R22,5	154/150	M	E	B	74	20	M+S
DR-1 Professional	315/80R22,5	157/150	L	E	B	74	20	M+S
FR-1 Professional	215/75R17,5	126/124	M	D	C	70	12	M+S
FR-1 Professional	235/75R17,5	132/130	M	D	C	70	12	M+S
FR-1 Professional	245/70R19,5	136/134	M	D	C	70	16	M+S
FR-1 Professional	285/70R19,5	145/143	M	D	C	70	16	M+S
FR-1 Professional	385/65R22,5	160/158	K/L	D	C	70	20	M+S
FR-1 Professional	315/70R22,5	152/148	L/M	D	C	70	18	M+S
FR-1 Professional	295/80R22,5	152/148	M	D	C	70	16	M+S
FR-1 Professional	315/80R22,5	154/150	L/M	D	C	70	20	M+S
TR-1 Ast	385/65R22,5	160/158	K/L	C	B	74	20	M+S
TR-1 Professional	215/75R17,5	135/133	J	C	B	74	16	M+S
TR-1 Professional	235/75R17,5	143/141	J	C	B	74	18	M+S
TR-1 Professional	265/70R19,5	143/141	J	C	B	74	16	M+S
TR-1 Professional	385/55R22,5	160/158	K/L	C	B	74	20	M+S
TR-1 Professional	385/65R22,5	160/158	K/L	C	B	74	20	M+S
TR-2 Professional	245/70R17,5	143/141	J	C	B	72	18	M+S
TR-2 Professional	235/75R17,5	143/141	J	C	C	70	18	M+S
TR-2 Professional	385/65R22,5	160	K	C	B	72	20	M+S
VC-1 Ast	275/70R22,5	148/145, 152/148	J,E	D	A	75	18	M+S
VC-1 Professional	275/70R22,5	148/145, 152/148	J,E	E	B	73	18	M+S
VR-1 Ast	295/80R22,5	152/148	K	D	A	75	16	M+S
VR-1 Professional	245/70R19,5	136/134	K	D	C	74	16	M+S
DM-1 Professional	315/80R22,5	156/150	K	E	B	74	20	M+S
DM-1 Professional	11R22,5	148/145	K	E	B	74	16	M+S
DM-1 Professional	12R22,5	152/148	K	E	B	74	16	M+S
DM-1 Professional	13R22,5	154/150	K	E	B	74	18	M+S
DO-1 Professional	315/80R22,5	157/154	G	-	-	-	20	M+S
TM-1 Professional	385/65R22,5	160	K	E	B	75	20	M+S
VM-1 Ast	315/80R22,5	156/150	K	E	B	74	20	M+S
VM-1 Professional	315/80R22,5	156/150	K	D	C	74	20	M+S
VM-1 Professional	11R22,5	148/145	K	D	C	74	16	M+S
VM-1 Professional	13R22,5	154/150, 156/150	K/G	B	C	71	18	M+S